



1177mm

3 Warm White LED (3000K)	CRI 80	13W	17W	26W
Lumen Output		2506 lm	3333 lm	4886 lm
LOR		0.79	0.79	0.79
CRI		80	80	80
Total Power		14.2W	19.1W	29.1W
Power Factor		0.9	0.9	0.94
Running Current		0.07A	0.09A	0.14A
Inrush Current (Std)		11.92A (207us)	17A (184us)	17A (184us)
Inrush Current (Dim)		21.3A (206us)	21.3A (206us)	24.1A (181us)
Efficacy		139 lm/W	137 lm/W	132 lm/W
Emergency Output (BLF)		681 (27%)	681 (20%)	647 (13%)

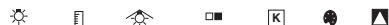
1457mm

	22W	33W	51W
Lumen Output	4166 lm	6108 lm	8944 lm
LOR	0.79	0.79	0.79
CRI	80	80	80
Total Power	23.9W	36.4W	55.8W
Power Factor	0.93	0.97	0.97
Running Current	0.11A	0.16A	0.3A
Inrush Current (Std)	22.3A (123us)	17A (184us)	35A (220us)
Inrush Current (Dim)	21.3A (206us)	24.1A (181us)	31A (200us)
Efficacy	137 lm/W	132 lm/W	126 lm/W
Emergency Output (BLF)	700 (17%)	659 (10%)	617 (7%)

4 Neutral White LED (4000K)	CRI 80	13W	17W	26W
Lumen Output		2658 lm	3535 lm	5183 lm
LOR		0.79	0.79	0.79
CRI		80	80	80
Total Power		14.2W	19.1W	29.1W
Power Factor		0.9	0.9	0.94
Running Current		0.07A	0.09A	0.14A
Inrush Current (Std)		11.92A (207us)	17A (184us)	17A (184us)
Inrush Current (Dim)		21.3A (206us)	21.3A (206us)	24.1A (181us)
Efficacy		147 lm/W	146 lm/W	140 lm/W
Emergency Output (BLF)		700 (27%)	700 (20%)	665 (13%)

	22W	33W	51W
Lumen Output	4419 lm	6478 lm	9487 lm
LOR	0.79	0.79	0.79
CRI	80	80	80
Total Power	23.9W	36.4W	55.8W
Power Factor	0.93	0.97	0.97
Running Current	0.11A	0.16A	0.3A
Inrush Current (Std)	22.3A (123us)	17A (184us)	35A (220us)
Inrush Current (Dim)	21.3A (206us)	24.1A (181us)	31A (200us)
Efficacy	146 lm/W	140 lm/W	134 lm/W
Emergency Output (BLF)	723 (17%)	680 (10%)	637 (7%)

Venue® Pendant



LED

Power	LED	Length	PN	Color	Beam	Temp	Life	Eff
13W	LED	1177mm	PN1674	—	LED	13	1	775
17W	LED	1177mm	PN1674	—	LED	17	1	775
26W	LED	1177mm	PN1674	—	LED	26	1	775
22W	LED	1457mm	PN1676	—	LED	22	1	776
33W	LED	1457mm	PN1676	—	LED	33	1	776
51W	LED	1457mm	PN1676	—	LED	51	1	776

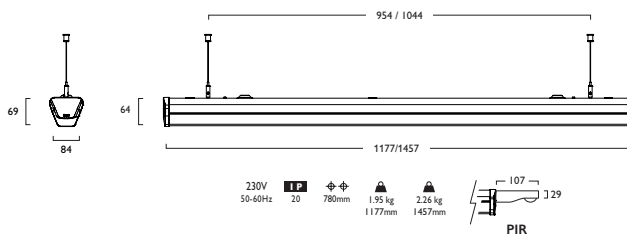
LED & PIR

Power	LED	Length	PN	Color	Beam	Temp	Life	Eff
13W	LED	1177mm	PN1678	—	LED	13	1	775
17W	LED	1177mm	PN1678	—	LED	17	1	775
26W	LED	1177mm	PN1678	—	LED	26	1	775
22W	LED	1457mm	PN1680	—	LED	22	1	776
33W	LED	1457mm	PN1680	—	LED	33	1	776
51W	LED	1457mm	PN1680	—	LED	51	1	776

PIR versions not suitable for use with Gear Types J, K, L and M

Digital Dim and Digital Dim + Emergency versions are available on request.

- A** Integral Driver/Remote
- E** Emergency
- J** Switch Dim
- K** Switch Dim + Emergency
- S** DALI Dim
- T** DALI Dim + Emergency
- C** DALI Dim + DALI Emergency
- L** DALI Bluetooth
- M** DALI Bluetooth + Emergency
- 3** Warm (3000K) **4** Neutral (4000K)
- 1** White (RAL 9010)
- 640** Tamper Proof End Caps



Control Devices

PIR Handset



CD1602 **X** PIR000

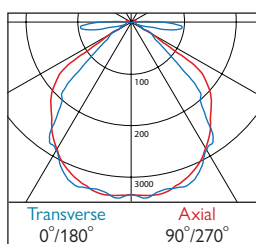
- Available in a choice of lumen output up to 9487 lumens
- Efficacies up to 147 lm/W
- Life expectancy 72,000 hours (L80 B10)
- Complementary Surface & Track versions available
- Tool free extruded Opal polycarbonate diffuser and Gear Tray for quick and easy installation
- Wireless Lighting Control available, see Connected video for full overview
- Available with baton PIR sensor
- The PIR sensors defaults can be modified via the use of the PIR Handset. (Contact Technical for advice if required)
- Suitable for mounting with 20mm and 25mm conduit / besa boxes on 600mm centres or direct feed via knock outs
- Tamper proof end caps option available
- CRI90 options available PN1675 & PN1677 / PN1679 & PN1681 with PIR

* All values provided in this document are subject to International standards and electronic components from leading suppliers which are subject to +/- 10% tolerance and apply at an ambient temperature of 25°C. Hacel Lighting look to constantly improve it's product and reserve the right to change specifications without prior notification.



Venue® Pendant

Photometrics



775-776 DLOR: 0.79