



Encore®

LED CRI 80

Surface

8W	LED	IS1664	LED	08	+	767
14W	LED	IS1664	LED	14	+	767
19W	LED	IS1664	LED	19	+	767

LED CRI 90

Surface

8W	LED	IS1665	LED	08	+	768
14W	LED	IS1665	LED	14	+	768
19W	LED	IS1665	LED	19	+	768

Three Circuit Track

8W	LED	TT1664	LED	08	+	767
14W	LED	TT1664	LED	14	+	767
19W	LED	TT1664	LED	19	+	767

Three Circuit Track

8W	LED	TT1665	LED	08	+	768
14W	LED	TT1665	LED	14	+	768
19W	LED	TT1665	LED	19	+	768

DALI Track

8W	LED	TD1664	LED	08	+	767
14W	LED	TD1664	LED	14	+	767
19W	LED	TD1664	LED	19	+	767

DALI Track

8W	LED	TD1665	LED	08	+	768
14W	LED	TD1665	LED	14	+	768
19W	LED	TD1665	LED	19	+	768

TT versions not suitable for use with Gear Types J & S
 TD versions not suitable for use with Gear Types A & L

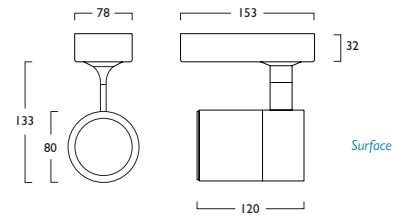
■ Add the required Reflector to code from list shown below

- Ideally suited to Museums, Art Galleries and Retail applications
- Available in a choice of lumen outputs up to 3594 lumens
- Efficacies up to 120 lm/W
- Life expectancy in excess of 60,000 hours (L90 B10)
- Colour stability within 3 MacAdams
- DALI Track versions are eminently suited to diverse, adaptable lighting scenarios.

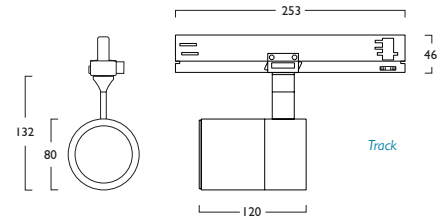
The Track requires the relevant dimming wiring

- Wireless Lighting Control available, see Connected video for full overview
- Protective glass fitted as standard
- Range of reflector options available

A	Integral Driver/Remote				
J	Switch Dim				
S	DALI Dim				
L	DALI Bluetooth				
3	Warm (3000K)	4	Neutral (4000K)		
1	White (RAL 9010)	2	Urban Graphite (RAL 7046)	3	Black (RAL 9005)
Reflector		CR80	CR190		
140	Standard (25°)	767	768		
537	Narrow Beam (15°)	769	770		
538	Wide Beam (39°)	771	772		

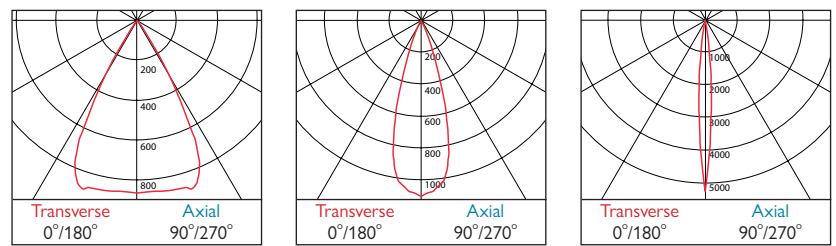


230V 50Hz IP20 90° 347° 130 x 50mm 1.0 kg



230V 50Hz IP20 90° 347° 0.8 kg

Photometrics



771-772 (39°) | **767-768 (25°)** | **769-770 (15°)**

Options

■ Baffle Option



639 Anti Glare Baffle

Tel: (0191) 280 9911 Email: technical@hacer.co.uk Web: www.hacer.co.uk VI - 08/2024

* All values provided in this document are subject to International standards and electronic components from leading suppliers which are subject to +/- 10% tolerance and apply at an ambient temperature of 25°C. Hacer Lighting look to constantly improve it's product and reserve the right to change specifications without prior notification.



Encore®

3	Warm White LED (3000K)	CRI 80	8W	14W	19W
	Lumen Output		1463 lm	2605 lm	3434 lm
	LOR		0.66	0.66	0.66
	CRI		80	80	80
	Total Power		8.6W	15.6W	21.1W
	Power Factor		0.95	0.95	0.95
	Running Current		0.04A	0.07A	0.10A
	Inrush Current (Std)		5A (50us)	5A (50us)	5A (50us)
	Inrush Current (Dim)		10A (2.8us)	10A (2.8us)	10A (2.8us)
	Efficacy		112 lm/W	110 lm/W	107 lm/W
	Emergency Output (BLF)		N/A	N/A	N/A

CRI 90	8W	14W	19W
	1186 lm	2105 lm	2774 lm
	0.66	0.66	0.66
	90	90	90
	8.6W	15.6W	21.1W
	0.95	0.95	0.95
	0.04A	0.07A	0.10A
	5A (50us)	5A (50us)	5A (50us)
	10A (2.8us)	10A (2.8us)	10A (2.8us)
	91 lm/W	89 lm/W	86 lm/W
	N/A	N/A	N/A

Track

4	Neutral White LED (4000K)	CRI 80	8W	14W	19W
	Lumen Output		1538 lm	2733 lm	3594 lm
	LOR		0.66	0.66	0.66
	CRI		80	80	80
	Total Power		8.6W	15.6W	21.1W
	Power Factor		0.95	0.95	0.95
	Running Current		0.04A	0.07A	0.10A
	Inrush Current (Std)		5A (50us)	5A (50us)	5A (50us)
	Inrush Current (Dim)		10A (2.8us)	10A (2.8us)	10A (2.8us)
	Efficacy		118 lm/W	115 lm/W	112 lm/W
	Emergency Output (BLF)		N/A	N/A	N/A

CRI 90	8W	14W	19W
	1291 lm	2290 lm	3013 lm
	0.66	0.66	0.66
	90	90	90
	8.6W	15.6W	21.1W
	0.95	0.95	0.95
	0.04A	0.07A	0.10A
	5A (50us)	5A (50us)	5A (50us)
	10A (2.8us)	10A (2.8us)	10A (2.8us)
	99 lm/W	96 lm/W	94 lm/W
	N/A	N/A	N/A

3	Warm White LED (3000K)	CRI 80	8W	14W	19W
	Lumen Output		1463 lm	2605 lm	3434 lm
	LOR		0.66	0.66	0.66
	CRI		80	80	80
	Total Power		8.4W	15.4W	20.7W
	Power Factor		0.92	0.96	0.97
	Running Current		0.04A	0.07A	0.09A
	Inrush Current (Std)		3A (60us)	18A (210us)	18A (210us)
	Inrush Current (Dim)		20A (25us)	20A (25us)	20A (25us)
	Efficacy		114 lm/W	111 lm/W	109 lm/W
	Emergency Output (BLF)		N/A	N/A	N/A

CRI 90	8W	14W	19W
	1186 lm	2105 lm	2774 lm
	0.66	0.66	0.66
	90	90	90
	8.4W	15.4W	20.7W
	0.92	0.96	0.97
	0.04A	0.07A	0.09A
	3A (60us)	18A (210us)	18A (210us)
	20A (25us)	20A (25us)	20A (25us)
	93 lm/W	90 lm/W	88 lm/W
	N/A	N/A	N/A

Surface

4	Neutral White LED (4000K)	CRI 80	8W	14W	19W
	Lumen Output		1538 lm	2733 lm	3594 lm
	LOR		0.66	0.66	0.66
	CRI		80	80	80
	Total Power		8.4W	15.4W	20.7W
	Power Factor		0.92	0.96	0.97
	Running Current		0.04A	0.07A	0.09A
	Inrush Current (Std)		3A (60us)	18A (210us)	18A (210us)
	Inrush Current (Dim)		20A (25us)	20A (25us)	20A (25us)
	Efficacy		120 lm/W	117 lm/W	114 lm/W
	Emergency Output (BLF)		N/A	N/A	N/A

CRI 90	8W	14W	19W
	1291 lm	2290 lm	3013 lm
	0.66	0.66	0.66
	90	90	90
	8.4W	15.4W	20.7W
	0.92	0.96	0.97
	0.04A	0.07A	0.09A
	3A (60us)	18A (210us)	18A (210us)
	20A (25us)	20A (25us)	20A (25us)
	101 lm/W	98 lm/W	96 lm/W
	N/A	N/A	N/A