

3	Warm White LED (3000K)	CRI 80			CRI 90		
		5W	11W	17W	5W	11W	17W
	Lumen Output	1029 lm	2082 lm	3249 lm	829 lm	1666 lm	2604 lm
	LOR	0.81	0.81	0.81	0.81	0.81	0.81
	CRI	80	80	80	90	90	90
	Total Power	5.8W	11.8W	18.9W	5.8W	11.8W	18.9W
	Power Factor	0.6	0.94	0.96	0.6	0.94	0.96
	Running Current	0.04A	0.05A	0.09A	0.04A	0.05A	0.09A
	Inrush Current (Std)	4.3A (32us)	3.5A (35us)	18A (210us)	4.3A (32us)	3.5A (35us)	18A (210us)
	Inrush Current (Dim)	10A (80us)	10A (80us)	10A (80us)	10A (80us)	10A (80us)	10A (80us)
	Efficacy	143 lm/W	142 lm/W	139 lm/W	115 lm/W	114 lm/W	111 lm/W
	Emergency Output (BLF)	N/A	N/A	N/A	N/A	N/A	N/A

4	Neutral White LED (4000K)	CRI 80			CRI 90		
		5W	11W	17W	5W	11W	17W
	Lumen Output	1086 lm	2190 lm	3408 lm	920 lm	1848 lm	2873 lm
	LOR	0.81	0.81	0.81	0.81	0.81	0.81
	CRI	80	80	80	90	90	90
	Total Power	5.8W	11.8W	18.9W	5.8W	11.8W	18.9W
	Power Factor	0.6	0.94	0.96	0.6	0.94	0.96
	Running Current	0.04A	0.05A	0.09A	0.04A	0.05A	0.09A
	Inrush Current (Std)	4.3A (32us)	3.5A (35us)	18A (210us)	4.3A (32us)	3.5A (35us)	18A (210us)
	Inrush Current (Dim)	10A (80us)	10A (80us)	10A (80us)	10A (80us)	10A (80us)	10A (80us)
	Efficacy	151 lm/W	150 lm/W	146 lm/W	128 lm/W	126 lm/W	123 lm/W
	Emergency Output (BLF)	N/A	N/A	N/A	N/A	N/A	N/A

Azuma® Maxi Solo



LED CRI 80

5W	LED	WL479	LED	05	+	453
11W	LED	WL479	LED	11	+	453
17W	LED	WL479	LED	17	+	453

LED CRI 90

5W	LED	WL480	LED	05	+	454
11W	LED <th>WL480</th> <th>LED</th> <th>11</th> <th>+</th> <th>454</th>	WL480	LED	11	+	454
17W	LED <th>WL480</th> <th>LED</th> <th>17</th> <th>+</th> <th>454</th>	WL480	LED	17	+	454

■ Add the required Reflector to code from the list shown below (Reflector - Options)

- A** Integral Driver/Remote
- J** Switch Dim
- S** DALI Dim
- L** DALI Bluetooth

3 Warm (3000K) **4** Neutral (4000K)

1 White (RAL 9010) **2** Urban Graphite (RAL 7046) **3** Black (RAL 9005)

Reflector		CRI 80	CRI 90
318	Standard Beam 28°	458	460
384	Narrow Beam 18°	455	456
385	Wide Beam 54°	457	458

Baffle Option - Examples Shown on page 2

- Class leading, high quality LED Wall Light with a clean design and finned detailing
- Available in a choice of lumen outputs, delivering up to 3408 lumens
- Efficacies up to 151 lm/W
- Single point Zhaga Book 3 LED
- Medium beam reflector as standard
- Life expectancy in excess of 57,000 hours (L90 B10)
- Colour stability within 3 MacAdams
- Complementary Power Spots available
- Digital Dim available on request
- Wireless Lighting Control available, see Connected video for full overview

Tel: (0191) 280 9911 Email: technical@hacer.co.uk Web: www.hacer.co.uk

V4 - 11/2024

* All values provided in this document are subject to International standards and electronic components from leading suppliers which are subject to +/- 10% tolerance and apply at an ambient temperature of 25°C. Hacer Lighting look to constantly improve it's product and reserve the right to change specifications without prior notification.



Azuma® Maxi Solo

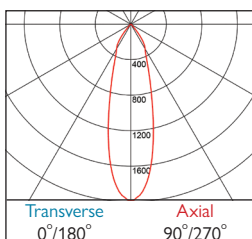
Options

- **Baffle** Option

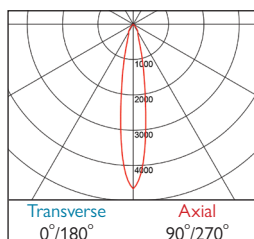


540 Anti Glare Baffle

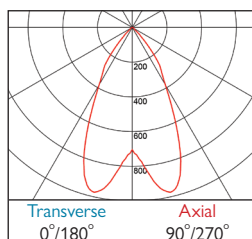
Photometrics



453-454 DLOR: 0.81



455-456 DLOR: 0.83



457-458 DLOR: 0.86

Tel: (0191) 280 9911 Email: technical@hacel.co.uk Web: www.hacel.co.uk

* All values provided in this document are subject to International standards and electronic components from leading suppliers which are subject to +/- 10% tolerance and apply at an ambient temperature of 25°C. Hacel Lighting look to constantly improve it's product and reserve the right to change specifications without prior notification.